



SIRI S.r.l.
Viale delle Nazioni 77
41100 Modena - ITALIA
Tel. 059. 313191
Fax. 059. 311362
www.siri.mo.it - info@siri.mo.it



VIALE DELLE NAZIONI N° 77 (MO)
41100 MODENA



41100 Modena - V.le delle Nazioni,77
Tel. +39 059 313191 - Fax +39 059 311362
www.siri.mo.it - www.tilestools.eu

info@siri.mo.it

ATTREZZATURE PER EDILIZIA
EQUIPMENT FOR BUILDING INDUSTRY



COBRA Art. 4




GB

VOLT 45

*Tile Beater
with transformer Art.84*

OPERATING AND MAINTENANCE MANUAL



GENERAL INFORMATION

All plastic parts of the machine and of the transformer are fire-proof.
 All electrical parts of the machine and of the transformer comply with CE directives (sockets, plugs, wires, and so on).
 The handle is fitted with speed regulator and power switch.
 All electrical cables in contact with the handle are insulated through a sheathing.
 Brush motor technical data: 45v - 50hz - 3.5A - 2800 rpm.
 While reading the manual special attention must be paid to any section where the following symbols appear:



TECHNICAL FEATURES (motor)


- Motor C/SS
- Supply Single-phase
- Voltage 45 V.
- Frequency 50 Hz
- Absorption 3.5 A
- Power 160 W/0.22 HP
- RPM 2800
- Insulation CLASS 3

NOTES:

DUTY S1 (CONTINUOUS).



**SUPPLY THROUGH 220/42 V. TRANSFORMER
 SAFETY FUSE WIRED ONTO THE TRANSFORMER**



DICHIARAZIONE DI CONFORMITÀ

Descrizione:



Battimattone elettrica per edilizia con 10 rulli in gomma e parzializzatore di corrente adatta per compattare e vibrare ceramica, monocotture, klinker e autobloccanti leggeri esclusivamente in piano o leggera pendenza.
 Completa di cavo lunghezza mt. 10
 Modello: COBRA
 Tipo: Art. 4
 Numero di serie:

Description:



Electric 10-rubber-roller tile tamper supplied with power choke, suitable for compacting and tamping ceramic tiles, klinker and self-blocking bricks for outdoor pavings on flat or slightly slanting surfaces.
 Equipped with a 10 mt. wire
 Model: COBRA
 Type: Art. 4
 SERIAL NUMBER:

Dichiarazione di conformità.

CONFORMITY DECLARATION.

Noi, firmatari della presente, dichiariamo sotto la nostra esclusiva responsabilità, che la macchina in oggetto è conforme a quanto prescritto dalle Direttive 89/392/CEE, 91/368/CEE, 93/44CEE e da quanto indicato nelle norme tecniche armonizzate:
 EN 292-1-2;
 EN 60204.

We, signers of this letter, declare upon our exclusive responsibility, that this machine is in conformity with Directives 89/392/CEE, 91/368/CEE, 93/44CEE, 93/68/CEE and also with what is written in harmonized technical norms.
 EN 292-1-2;
 EN 60204.

Poichè questa macchina non supera il limite di 85db non è d'obbligo proteggere l'udito con adeguate misure precauzionali, quali cuffie o similari.

Noise levels generated not exceed the limit of 85db and the operator can't take precautionary measures for hearing protection.

Modena, li

Modena, li



Il legale rappresentante
Franco Trevisi



Legal representative
Franco Trevisi

WARRANTY COUPON

FILL IN ALL PARTS OF THE REGISTRATION CARD AND MAIL WITHIN 10 DAYS OF PURCHASE DATE TO:

Ditta S.I.R.I. S.r.l. Viale delle Nazioni, 77 41100 MODENA

FILL IN AND SEND TO: S.I.R.I. S.r.l.

CLIENT.

.....

.....

Type: COBRA <input type="checkbox"/>	Serial number:	Purchase date:
Art.: 4		
Dealer's stamp and signature:		



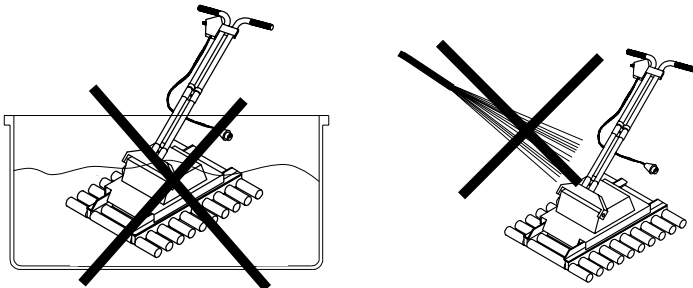
CLEANING

! Before cleaning and performing any other operations, disconnect the machine from the power supply.

Periodically cleaning of all mechanical parts grants better working and longer life of the machine.

! Don't clean the machine with a direct jet water

! Don't bathe the machine in the water



IMPORTANT

Use the machine only with a single-phase socket provided of earthing connection. For more safety operating with a power panel supplied with safety switch is recommended.

SIRI declines all responsibility in case the a.m. instructions are not followed.

NOISE LEVELS

The noise analysis has been carried out on a standard production machine, while beating a ceramic tile floor (20x20 cm tiles).

Testing has been conducted in compliance with the following directives:

- French NF S 31-069;
- UNI 7712;
- ISO 1680/1-1986 (E);

All equipment are in compliance with CEI rules in force.

RESULTS:

Continuous weighted sound pressure level at operator position: LpA=84 dBA.

Sound pressure level given out by the machine with normal load: 85 dBA

Equivalent continuous sound pressure level: 83 dBA.



YOU CAN'T USE EARS PROTECTORS WHEN OPERATING THIS MACHINE



ASSEMBLY

The machine is supplied in three parts to facilitate transportation: machine body, handle and transformer.

Perform these simple operations to assemble the machine:

- 1) Insert the handle holding pipes into the blocking plate fixed on the fork and tighten the clamp by means of the hexagonal key supplied with the machine
- 2) Insert the handle into the handle holding pipes and clamp them with the appropriate knob.
- 3) Connect the motor plug to the suitable socket on the handle end.
- 4) Connect the plug outgoing from the handle to the transformer.



THIS MACHINE WORKS AT LOW VOLTAGE - V.42.



NEVER CONNECT THE MACHINE DIRECTLY TO THE 220 V. LINE

- 5) Connect the supply plug, then place the lever switch in the **ON** position and regulate the rpm motor rate by means of the potentiometer.



The tile beater reaches its best performance after 1-2 working hours, when all mechanical parts have settled at best.

MAINTENANCE



Make sure the machine is disconnected from the power supply before performing any cleaning or maintenance operations.



Periodically verify the status of the machine to preserve its good functioning.

Check the status of all the cables and in case they were damaged, replace them only with SIRI genuine spare parts; do not perform any improvised mending (e.g. with insulating tape). Occasionally verify the status of the rollers and sliding bushes among supports and rollers and grease them. After expiration of warranty terms, the user is recommended to have the machine checked by trained personnel.

N.B. - S.I.R.I. declines all responsibility for any incidents resulting from the non-observance to the a.m. instructions.



MAIN PARTS OF THE MACHINE

POSIZ.	N°	DESCRIPTION	ART.
1	2	Nylon rubber support	301
2	1	Rubber rollers	112
3	10	Steel double bush	320
4	2	Steel rollers strip	300
5	2	Tear resistant vibration damper 25X18	356
6	1	Aluminium motor support	299
7	1	Iron case	314-V
8	1	Electrical wiring casa	382
9	2	Rubber antivibration device 30X20	352
10	1	Tile beater fork	323
11	1	Fork clamp for tile tamper	380
12	2	Lower tubular handle	372
13	1	Aluminium big clamp	450
14	2	Aluminium medium clamp	451
15	1	Aluminium small clamp	452
16	1	Knob Ø60 M 8x40	1032
17	1	Pressure spring	606
18	2	Handle	104005
19	2	Upper tuboler handle	371
20	2	Press knob	361
21	1	Motor control case	370
22	1	Single pole switch	502
23	1	Switch cap	506
24	1	V.45 A.8 Motor control	500
25	1	Central potenziometer	5038AM
26	1	Potenziometer	504
27	1	Complete knob	504POM
28	1	Cable 3x1 with plug 6 A	555
29	1	Motor V.45	222
30A	1	Transformer	84
30B	1	Cable 3x1 with plug schuko	953
30C	1	Scame plug	531
31	1	Complete body	265
32	1	Shaft motor	268
33	2	Bearings	270
34	12	Eccentric earth	271
35	2	Plastic supports	266PVC
36	1	Condensateur	726
37	1	Stator	267
38	1	Cable mt 10 without plug	545
39	1	Scame plug	530

